

CITOCUT 25i

Portable, flexible cutting
power up to 10 mm

WARRANTY
2
YEARS

Cut through any conductive material in seconds

CITOCUT 25i is the most flexible plasma cutting machine you could envisage. The unit arrives ready to go, able to cut fast and precisely. Powered from a standard 230V input supply, the machine is ideal for work on site. Forget the grinder, simply take the torch and cut in seconds.

Features

- ✓ Plasma Flexible: only 230 V input required
- ✓ High performance: innovative advanced electrode and nozzle design
- ✓ Robust: long life compressor
- ✓ Portable: only 18.5 kg, small and compact
- ✓ Different materials: mild steel, stainless steel, aluminium and many more
- ✓ Concentrated plasma stream: less heat input, less distortion
- ✓ Internal compressor or external



INTERNAL
COMPRESSOR
OR EXTERNAL AIR

UNIT INCLUDES

- 2 m input cable with 16A plug
- Mounted 3 m hand cutting torch
- Ground clamp and cable
- Air connection kit
- Cutting torch consumables kit


Output



Input



CITOCUT 25i



To order

Designation	Item Number
CITOCUT 25i	W000404424
LC25 (Hand)	PTH-C25A-SL-3MR
Wear part box LC25	W03X0893-118A
Air Filter LAF1250	W88X1456A
Filter Cartridge	W8800117R
Cutting circle	W0300699A
Undercarriage	W0200002



Air cooled
96 l/min@5.0 bar
25A@60%
10mm mild steel
12mm severance

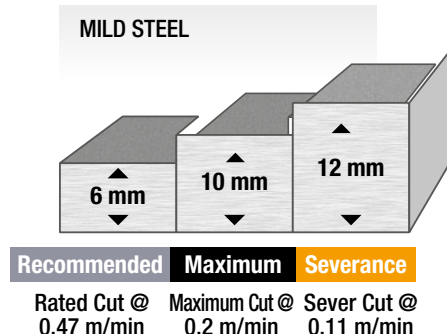
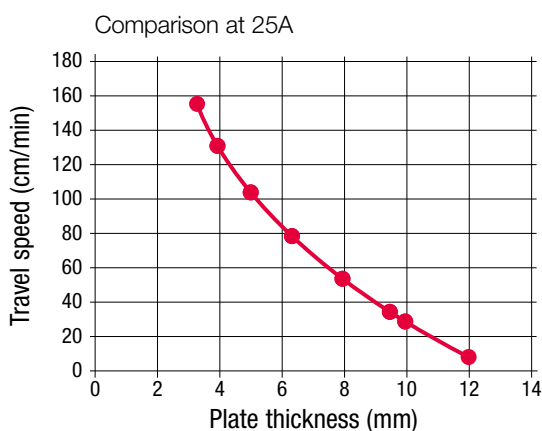


PLASMA-BOX LC25
W03X0893-118A

Applications

- ✓ On site maintenance
- ✓ Service tasks
- ✓ Small construction sites
- ✓ General installations
- ✓ Air ducting installation (HVAC)
- ✓ Demolition work
- ✓ Rental

Performance



Technical characteristics

Item Number	Primary Voltage (50-60Hz)	Rated Output	Cutting Capacity (mm)	Flow Rate	Inlet Pressure	Output Range (A)	Weight (kg)	Dimensions HxWxD (mm)
W000404424	230V/1Ph	25A/90V/35% 20A/88V/60% 15A/86V/100%	10	80	6.0 bar	20-60	18.5	385 x 215 x 480